

Signify Classified - Internal
Cooper Lighting Solutions Photometric Lab
1121 Highway 74 South
Peachtree City, GA 30269



Scaled data based on original data using
LM-79-08 Approved Method: Electrical and Photometric Measurements of Solid-
State Lighting Products

Test Report Prepared for
Cooper Lighting Solutions
(formerly Eaton)

Brand: McGRAW-EDISON

Report Number: P832803

Luminaire Tested: **TTN-D0-735-U-CQ-UPL3**

Issue Date: 5/15/2024

Test Information

Test Method: LM-79-08
Report Number: P832803
REPORT IS FROM IESNA LM-79-08 TEST DATA - UPLIGHT (G3-2308-121-4) AND
Test Lab: INNOVATION CENTER
Issue Date: 5/15/2024
Manufacturer: COOPER LIGHTING SOLUTIONS (FORMERLY EATON)
Product Line: MCGRAW-EDISON
Catalog Number: TTN-D0-735-U-CQ-UPL3
Description: TOPTIER NANO LED PARKING GARAGE LUMINAIRE WITH UPLIGHT
3500K, 70 CRI LEDS AND CONCENTRATED DISTRIBUTION
Light Source: -
Ballast/Driver: -

Summary

Lumens per Lamp: N/A
Luminaire Lumens: 1911.7 lumens
Efficiency: N/A
Efficacy: 108.0 lumens/watt
Luminous Opening: Vertical Cylinder (Dia: 0.71' x H: 0.1')
IES Classification: Type V - Short
BUG Rating: B1 - U4 - G0

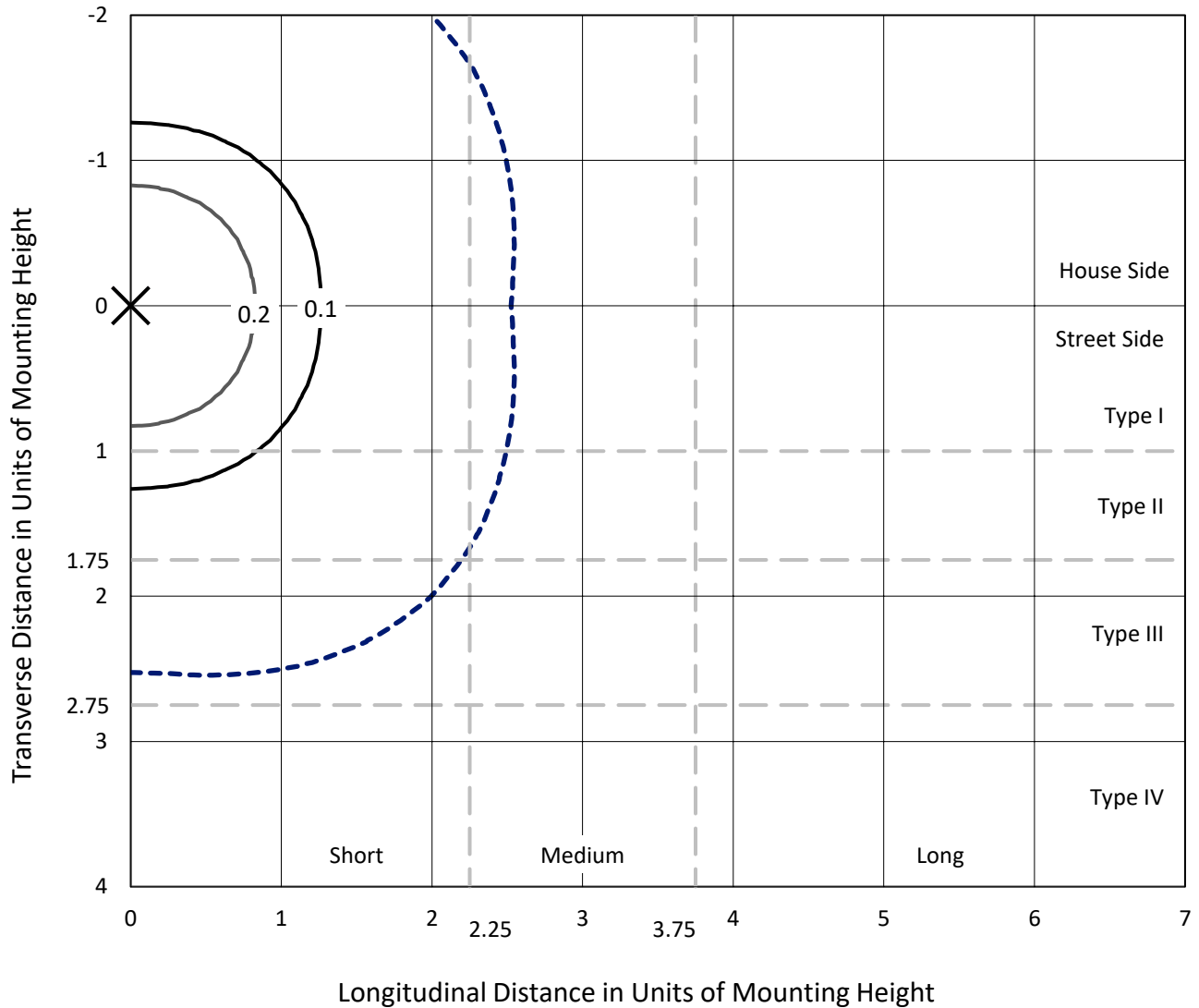
Input Watts (W): 17.7
Input Voltage (V): NR
Input Current (Ain): NR
Voltage Rise (V): NR
Power Factor: NR
Total Harmonic Distortion (THDi): NR
Frequency (hertz): 60
Stabilization Time: NR
Operation Time: NR
Ambient Temperature (°C): NR
Test Distance: 24 FT



REPORT NUMBER: P832803
 CATALOG NUMBER: TTN-D0-735-U-CQ-UPL3

Iso-Footcandle Lines of Horizontal Illumination

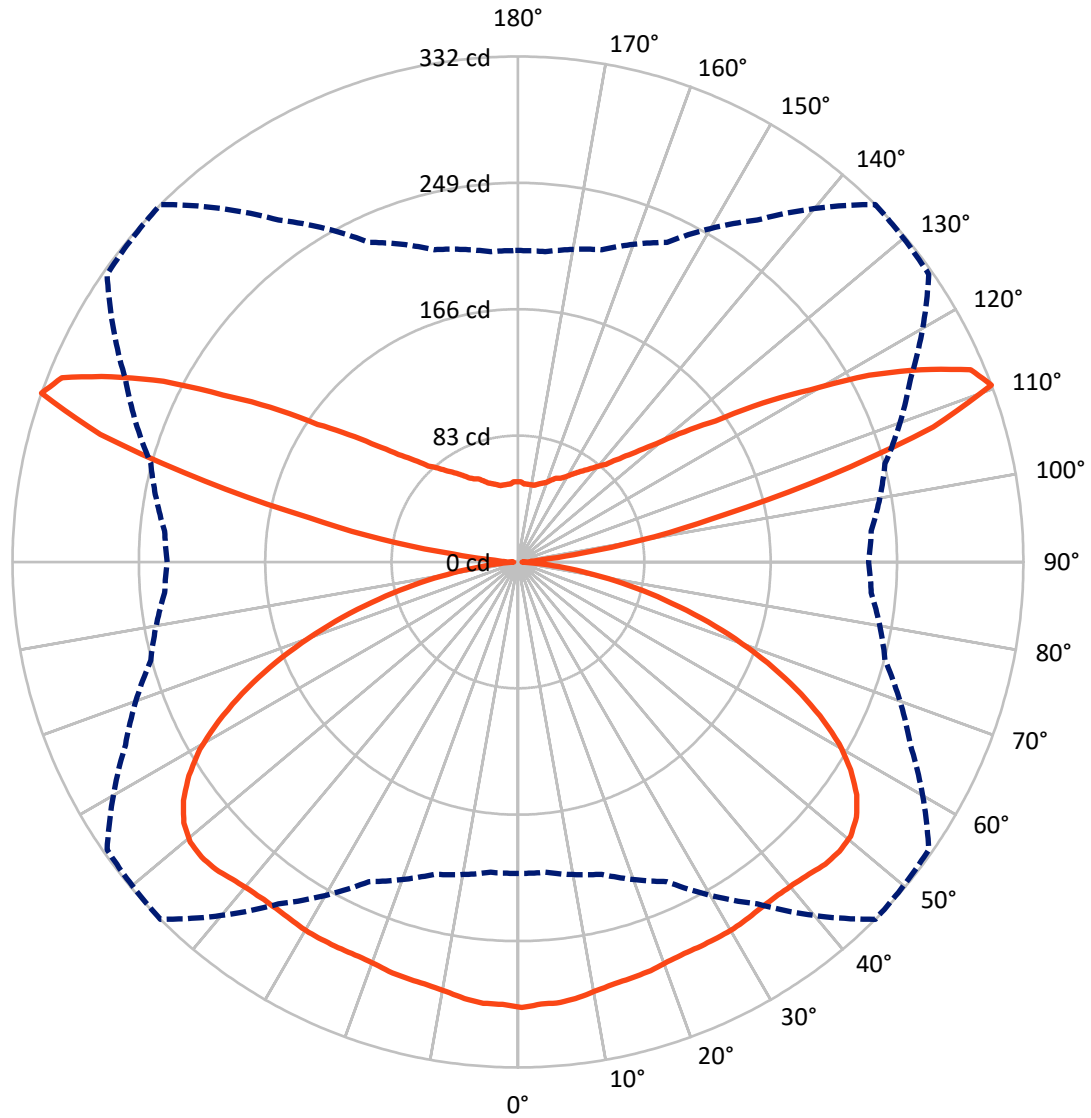
✕ Max cd
 - - - 1/2 Max cd



Based on 25 foot mounting height. Maximum calculated value = 0.5 fc
 Type V - Short - N/A

REPORT NUMBER: P832803
CATALOG NUMBER: TTN-D0-735-U-CQ-UPL3

Luminous Intensity Polar Plot



— Vertical Plane Through 45-Deg Lateral - - - Horizontal Cone Through 110-Deg Vertical

REPORT NUMBER: P832803
 CATALOG NUMBER: TTN-D0-735-U-CQ-UPL3

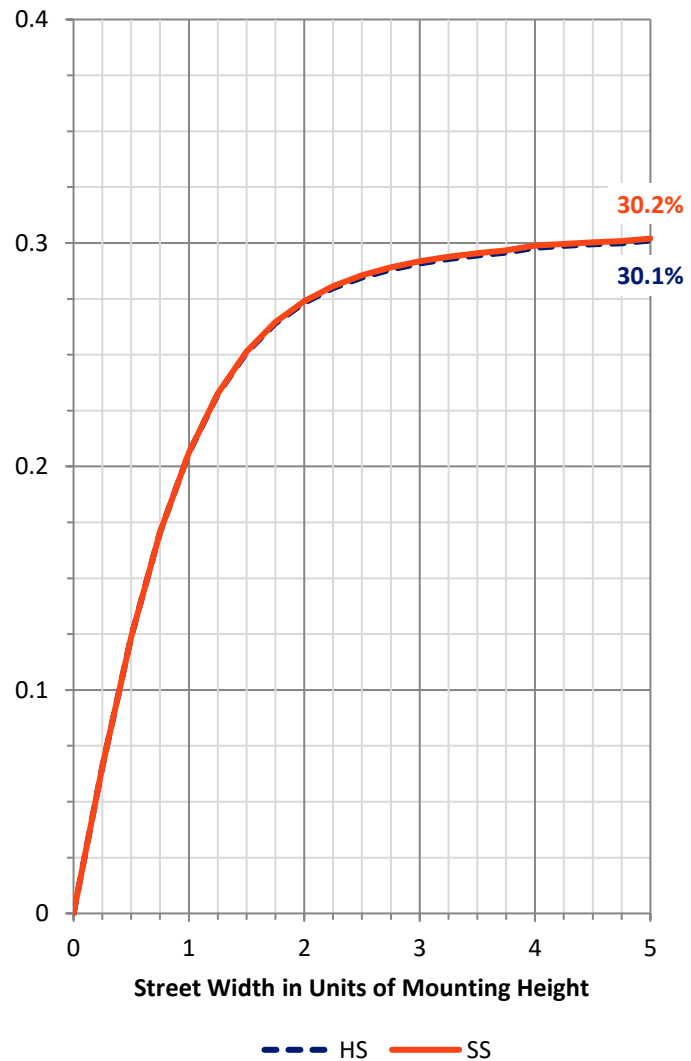
FLUX DISTRIBUTION:

		Downward	Upward	Total
House Side	Lumens	579.5	376.3	955.8
	% Fixture	30.3	19.7	50.0
Street Side	Lumens	579.5	376.3	955.8
	% Fixture	30.3	19.7	50.0
Total	Lumens	1159.0	752.7	1911.7
	% Fixture	60.6	39.4	100.0

Coefficient of Utilization

ZONAL LUMENS:

Zone	Lumens	% Fixture
0°-10°	27.6	1.4
10°-20°	80.2	4.2
20°-30°	129.1	6.8
30°-40°	173.6	9.1
40°-50°	214.2	11.2
50°-60°	229.8	12.0
60°-70°	186.4	9.7
70°-80°	98.8	5.2
80°-90°	19.3	1.0
90°-100°	16.8	0.9
100°-110°	170.7	8.9
110°-120°	249.6	13.1
120°-130°	144.9	7.6
130°-140°	76.7	4.0
140°-150°	45.6	2.4
150°-160°	28.1	1.5
160°-170°	15.3	0.8
170°-180°	5.0	0.3
0°-90°	1159.0	60.6
0°-180°	1911.7	100.0

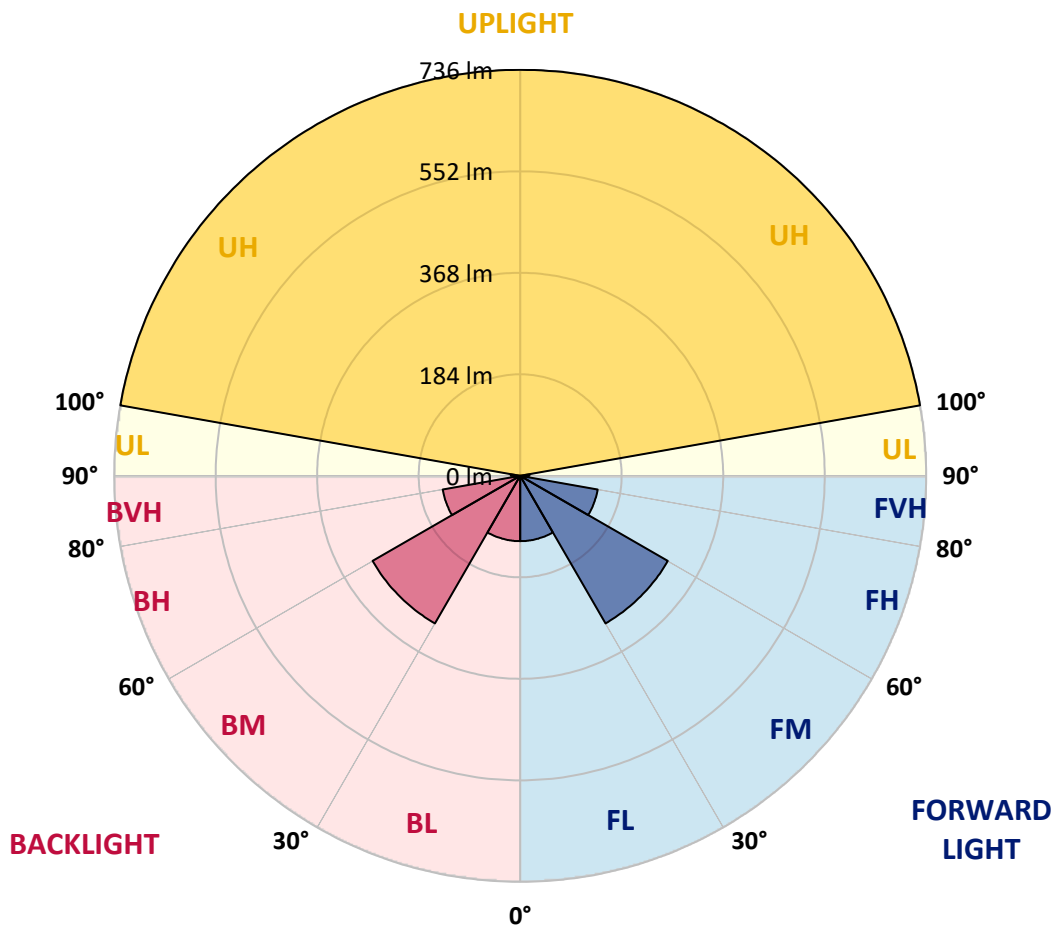


REPORT NUMBER: P832803
 CATALOG NUMBER: TTN-D0-735-U-CQ-UPL3

LUMINAIRE CLASSIFICATION SYSTEM LUMEN TABLE AND BUG RATING:

Zone	Lumens	% Fixture	Zone Rating/Lumen Limit		
			B	U	G
FL (0°-30°)	118.4	6.2			
FM (30°-60°)	308.9	16.2			
FH (60°-80°)	142.6	7.5			G0/660
FVH (80°-90°)	9.6	0.5			G0/10
BL (0°-30°)	118.4	6.2	B1/500		
BM (30°-60°)	308.9	16.2	B1/1000		
BH (60°-80°)	142.6	7.5	B1/500		G0/660
BVH (80°-90°)	9.6	0.5			G0/10
UL (90°-100°)	16.8	0.9		U2/50	
UH (100°-180°)	735.8	38.5		U4/1000	

BUG Rating: B1-U4-G0
 Type V Short





REPORT NUMBER: P832803
 CATALOG NUMBER: TTN-D0-735-U-CQ-UPL3

CANDELA DISTRIBUTION (FULL):

	0°	5°	15°	25°	35°	45°	55°	65°	75°	85°	90°
0°	292.8	292.8	292.8	292.8	292.8	292.8	292.8	292.8	292.8	292.8	292.8
2.5°	290.9	290.9	290.9	290.9	290.9	290.9	290.9	290.9	290.9	290.9	291.9
5°	290.9	290.9	290.9	290.9	290.0	290.9	290.9	290.9	290.9	290.9	290.9
7.5°	289.0	289.0	289.0	289.0	289.0	289.0	289.0	289.0	289.0	289.0	289.0
10°	286.2	286.2	286.2	286.2	286.2	286.2	286.2	286.2	286.2	286.2	286.2
12.5°	284.3	284.3	284.3	284.3	284.3	284.3	284.3	284.3	284.3	284.3	284.3
15°	283.3	283.3	283.3	283.3	283.3	283.3	283.3	283.3	283.3	282.4	282.4
17.5°	281.4	281.4	281.4	281.4	282.4	282.4	282.4	281.4	281.4	281.4	281.4
20°	279.6	279.6	279.6	280.5	280.5	280.5	280.5	280.5	279.6	279.6	279.6
22.5°	278.6	278.6	278.6	278.6	279.6	279.6	279.6	279.6	278.6	278.6	278.6
25°	277.7	277.7	278.6	278.6	279.6	279.6	279.6	278.6	278.6	277.7	277.7
27.5°	277.7	277.7	278.6	278.6	279.6	279.6	279.6	279.6	278.6	277.7	277.7
30°	276.7	277.7	277.7	278.6	279.6	279.6	279.6	278.6	277.7	276.7	276.7
32.5°	275.8	275.8	276.7	277.7	278.6	278.6	278.6	277.7	276.7	275.8	274.8
35°	274.8	274.8	274.8	276.7	277.7	277.7	277.7	276.7	274.8	273.9	273.9
37.5°	272.9	273.9	274.8	275.8	277.7	277.7	277.7	275.8	273.9	272.9	272.0
40°	272.9	272.9	274.8	275.8	278.6	278.6	277.7	275.8	273.9	272.0	271.0
42.5°	272.0	272.9	274.8	277.7	280.5	280.5	279.6	276.7	273.9	272.0	271.0
45°	272.0	272.0	274.8	278.6	282.4	283.3	281.4	278.6	274.8	271.0	271.0
47.5°	270.1	270.1	273.9	278.6	283.3	284.3	283.3	278.6	273.9	271.0	270.1
50°	265.3	265.3	270.1	275.8	281.4	283.3	281.4	277.7	271.0	267.2	266.3
52.5°	257.8	257.8	262.5	270.1	275.8	278.6	276.7	272.0	265.3	259.6	258.7
55°	246.4	247.3	252.1	260.6	267.2	270.1	268.2	262.5	254.9	249.2	247.3
57.5°	233.1	233.1	239.7	248.3	254.9	257.8	255.9	250.2	241.6	236.0	234.1
60°	215.1	216.1	221.7	233.1	239.7	242.6	240.7	234.1	224.6	218.0	216.1
62.5°	197.1	198.1	203.7	213.2	220.8	222.7	220.8	214.2	205.6	199.0	197.1
65°	176.3	177.2	183.8	192.4	198.1	200.9	198.1	192.4	184.8	178.2	177.2
67.5°	154.5	155.4	162.0	169.6	175.3	177.2	174.4	169.6	162.0	156.4	154.5
70°	131.7	132.7	138.4	145.0	149.7	151.6	149.7	144.0	138.4	132.7	131.7
72.5°	108.0	109.0	114.7	120.3	124.1	126.0	123.2	119.4	113.7	109.0	108.0
75°	85.3	85.3	90.0	94.8	98.6	99.5	97.6	94.8	90.0	86.2	84.3
77.5°	63.5	63.5	68.2	71.1	73.0	74.9	73.0	70.1	67.3	63.5	63.5
80°	42.6	42.6	46.4	48.3	50.2	51.2	50.2	48.3	46.4	43.6	42.6
82.5°	25.6	25.6	27.5	29.4	29.4	30.3	30.3	29.4	27.5	25.6	25.6
85°	11.4	10.4	12.3	13.3	13.3	14.2	14.2	13.3	12.3	11.4	11.4
87.5°	0.9	1.9	1.9	2.8	2.8	2.8	2.8	2.8	1.9	1.9	1.9
90°	6.4	6.4	7.7	7.7	7.7	7.7	7.7	7.7	7.7	6.4	6.4
92.5°	6.4	6.4	6.4	9.0	10.3	9.0	10.3	7.7	7.7	6.4	6.4
95°	7.7	7.7	9.0	11.6	14.2	15.5	15.5	9.0	9.0	7.7	7.7
97.5°	10.3	11.6	11.6	14.2	23.2	42.5	25.8	12.9	12.9	11.6	10.3
100°	16.7	18.0	18.0	32.2	68.2	91.4	65.7	33.5	24.5	18.0	18.0
102.5°	54.1	56.7	69.5	104.3	154.5	140.4	118.5	112.0	77.3	61.8	59.2
105°	137.8	136.5	146.8	173.8	216.3	212.5	195.7	177.7	153.2	141.6	141.6
107.5°	181.6	181.6	190.6	213.8	245.9	287.1	291.0	230.5	202.2	189.3	188.0
110°	204.7	204.7	212.5	231.8	274.3	332.2	329.6	284.6	249.8	233.1	230.5



REPORT NUMBER: P832803
 CATALOG NUMBER: TTN-D0-735-U-CQ-UPL3

CANDELA DISTRIBUTION (continued):

	0°	5°	15°	25°	35°	45°	55°	65°	75°	85°	90°
112.5°	209.9	211.2	221.5	251.1	297.5	323.2	311.6	293.6	278.1	265.3	262.7
115°	217.6	217.6	229.2	257.5	283.3	293.6	280.7	266.5	256.2	251.1	253.7
117.5°	215.0	218.9	221.5	236.9	253.7	261.4	255.0	235.6	227.9	225.3	221.5
120°	199.6	199.6	202.2	209.9	218.9	222.8	220.2	207.3	200.9	199.6	197.0
122.5°	177.7	179.0	177.7	181.6	188.0	191.9	189.3	179.0	176.4	176.4	173.8
125°	155.8	155.8	154.5	157.1	161.0	159.7	161.0	155.8	154.5	154.5	153.2
127.5°	140.4	139.1	136.5	137.8	139.1	139.1	140.4	135.2	136.5	137.8	136.5
130°	124.9	124.9	122.3	122.3	122.3	119.8	122.3	119.8	121.0	122.3	123.6
132.5°	110.7	110.7	106.9	105.6	105.6	105.6	106.9	105.6	108.2	110.7	110.7
135°	99.2	99.2	95.3	96.6	96.6	95.3	96.6	95.3	97.9	99.2	99.2
137.5°	90.1	90.1	87.6	87.6	87.6	86.3	87.6	87.6	88.8	91.4	92.7
140°	82.4	82.4	81.1	81.1	79.8	81.1	81.1	81.1	82.4	83.7	83.7
142.5°	78.5	77.3	76.0	74.7	76.0	76.0	76.0	74.7	76.0	78.5	78.5
145°	72.1	72.1	70.8	70.8	70.8	72.1	70.8	70.8	72.1	72.1	73.4
147.5°	68.2	68.2	67.0	68.2	68.2	68.2	68.2	67.0	68.2	68.2	69.5
150°	67.0	65.7	64.4	65.7	65.7	64.4	64.4	64.4	64.4	65.7	65.7
152.5°	63.1	63.1	61.8	63.1	61.8	61.8	61.8	61.8	61.8	63.1	64.4
155°	60.5	60.5	59.2	60.5	60.5	60.5	60.5	60.5	60.5	60.5	60.5
157.5°	57.9	59.2	57.9	57.9	57.9	57.9	57.9	57.9	57.9	59.2	59.2
160°	56.7	56.7	56.7	56.7	55.4	55.4	55.4	56.7	56.7	56.7	57.9
162.5°	55.4	55.4	55.4	55.4	54.1	54.1	54.1	54.1	55.4	55.4	56.7
165°	55.4	54.1	54.1	54.1	52.8	52.8	52.8	52.8	54.1	55.4	54.1
167.5°	52.8	52.8	52.8	52.8	52.8	51.5	51.5	52.8	52.8	52.8	54.1
170°	52.8	52.8	51.5	51.5	51.5	51.5	51.5	51.5	51.5	51.5	52.8
172.5°	52.8	52.8	52.8	52.8	51.5	51.5	51.5	51.5	51.5	52.8	52.8
175°	52.8	52.8	52.8	52.8	51.5	51.5	51.5	52.8	52.8	52.8	51.5
177.5°	52.8	52.8	52.8	52.8	51.5	52.8	52.8	52.8	52.8	52.8	52.8
180°	52.8	52.8	52.8	52.8	52.8	52.8	52.8	52.8	52.8	52.8	52.8

Cooper Lighting Solutions Photometric Lab
1121 Highway 74 South
Peachtree City, GA 30269



LM-79-2019: Approved Method: Electrical and Photometric Measurements of Solid-State Lighting Products

Report Prepared for

Cooper Lighting Solutions

MCGRAW EDISON

Report Number: SP1-2411-284-1

Test Date: 11/15/2024

Luminaire Tested: TTN-D0-735-U-WQ

Data in this report applies to TT and TTN families of products

Test Information

Test Method: LM-79-2019
 Report Number: SP1-2411-284-1
 Test Lab: COOPER LIGHTING SOLUTIONS
 Photometer: SP1 - 76IN SPHERE
 Measurement Geometry: 4π
 Issue Date: 11/15/2024
 Manufacturer: COOPER LIGHTING SOLUTIONS
 Product Line: MCGRAW EDISON
 Catalog Number: **TTN-D0-735-U-WQ**
 Description: TOPTIER NANO LED PARKING GARAGE LUMINAIRE. 3500K, 70 CRI LEDS AND WIDE DISTRIBUTION

Spectral Parameters

CCT (K): 3405
 CIE u': 0.2365
 CIE v': 0.5180
 Duv: 0.0036
 CIE x: 0.4148
 CIE y: 0.4038
 CIE z: 0.1814
 Peak Wavelength (nm): 596
 Dominant Wavelength (nm): 579
 Purity: 45.70672
 Rf: 76.6
 Rg: 95.4

CRI (Ra):	73.9		
R1:	71.3	R9:	-18.0
R2:	80.3	R10:	53.1
R3:	87.8	R11:	68.6
R4:	73.2	R12:	42.6
R5:	69.8	R13:	72.5
R6:	71.8	R14:	92.7
R7:	82.8	R15:	64.3
R8:	54.1		



Test Conditions

Stabilization Time: 38M
 Operation Time: 1H 38M
 Sphere Temperature (°C): 24.9

REPORT NUMBER: SP1-2411-284-1

Measurement and Test Equipment			
Instrument	Identification Number	Calibration Date	Calibration Due Date
Photometer	IN0058	6/18/2024	12/18/2024
Power Meter	INXT2011004	2/8/2024	2/8/2025
AC Power Source	IN0063	10/22/2024	10/22/2025
DC Power Source	IN0208	10/22/2024	10/22/2025
Sphere Thermometer	IN0085	10/22/2024	10/22/2025
Room Thermometer	IN0046	10/22/2024	10/22/2025

REPORT NUMBER: SP1-2411-284-1

CIE 1931 Chromaticity Diagram



CIE 1931 Chromaticity Diagram with 2017 ANSI 7-Step and 4-Step Quadrangles



Point lies inside the ANSI 3500K 4-step quadrangle

REPORT NUMBER: SP1-2411-284-1

Photopic Flux vs. Wavelength



Photopic Lumens: NR

λ (nm)	Power W [^] /nm	Lumens (ϕ /nm)	λ (nm)	Power W [^] /nm	Lumens (ϕ /nm)	λ (nm)	Power W [^] /nm	Lumens (ϕ /nm)	λ (nm)	Power W [^] /nm	Lumens (ϕ /nm)	λ (nm)	Power W [^] /nm	Lumens (ϕ /nm)
360	0	NR	490	119	NR	620	846	NR	750	28	NR	880	1	NR
365	0	NR	495	160	NR	625	793	NR	755	25	NR	885	0	NR
370	0	NR	500	225	NR	630	739	NR	760	22	NR	890	0	NR
375	0	NR	505	308	NR	635	681	NR	765	19	NR	895	0	NR
380	0	NR	510	392	NR	640	623	NR	770	16	NR	900	0	NR
385	0	NR	515	474	NR	645	563	NR	775	14	NR	905	0	NR
390	0	NR	520	545	NR	650	506	NR	780	12	NR	910	0	NR
395	1	NR	525	603	NR	655	451	NR	785	10	NR	915	0	NR
400	3	NR	530	649	NR	660	399	NR	790	9	NR	920	0	NR
405	5	NR	535	687	NR	665	352	NR	795	8	NR	925	0	NR
410	11	NR	540	721	NR	670	307	NR	800	6	NR	930	0	NR
415	21	NR	545	751	NR	675	268	NR	805	6	NR	935	0	NR
420	43	NR	550	779	NR	680	234	NR	810	5	NR	940	0	NR
425	88	NR	555	811	NR	685	203	NR	815	4	NR	945	0	NR
430	163	NR	560	843	NR	690	176	NR	820	4	NR	950	0	NR
435	288	NR	565	873	NR	695	152	NR	825	3	NR	955	0	NR
440	416	NR	570	907	NR	700	131	NR	830	3	NR	960	0	NR
445	566	NR	575	938	NR	705	112	NR	835	3	NR	965	0	NR
450	810	NR	580	965	NR	710	96	NR	840	2	NR	970	0	NR
455	669	NR	585	986	NR	715	81	NR	845	2	NR	975	0	NR
460	338	NR	590	997	NR	720	69	NR	850	2	NR	980	0	NR
465	246	NR	595	997	NR	725	58	NR	855	1	NR	985	0	NR
470	182	NR	600	991	NR	730	49	NR	860	1	NR	990	0	NR
475	115	NR	605	968	NR	735	42	NR	865	1	NR	995	0	NR
480	97	NR	610	939	NR	740	37	NR	870	1	NR	1000	0	NR
485	103	NR	615	896	NR	745	32	NR	875	1	NR			

REPORT NUMBER: SP1-2411-284-1

Scotopic Flux vs. Wavelength



Scotopic Lumens: NR

S/P: 1.33

λ (nm)	Power W [^] /nm	Lumens (ϕ /nm)	λ (nm)	Power W [^] /nm	Lumens (ϕ /nm)	λ (nm)	Power W [^] /nm	Lumens (ϕ /nm)	λ (nm)	Power W [^] /nm	Lumens (ϕ /nm)	λ (nm)	Power W [^] /nm	Lumens (ϕ /nm)
360	0	NR	490	119	NR	620	846	NR	750	28	NR	880	1	NR
365	0	NR	495	160	NR	625	793	NR	755	25	NR	885	0	NR
370	0	NR	500	225	NR	630	739	NR	760	22	NR	890	0	NR
375	0	NR	505	308	NR	635	681	NR	765	19	NR	895	0	NR
380	0	NR	510	392	NR	640	623	NR	770	16	NR	900	0	NR
385	0	NR	515	474	NR	645	563	NR	775	14	NR	905	0	NR
390	0	NR	520	545	NR	650	506	NR	780	12	NR	910	0	NR
395	1	NR	525	603	NR	655	451	NR	785	10	NR	915	0	NR
400	3	NR	530	649	NR	660	399	NR	790	9	NR	920	0	NR
405	5	NR	535	687	NR	665	352	NR	795	8	NR	925	0	NR
410	11	NR	540	721	NR	670	307	NR	800	6	NR	930	0	NR
415	21	NR	545	751	NR	675	268	NR	805	6	NR	935	0	NR
420	43	NR	550	779	NR	680	234	NR	810	5	NR	940	0	NR
425	88	NR	555	811	NR	685	203	NR	815	4	NR	945	0	NR
430	163	NR	560	843	NR	690	176	NR	820	4	NR	950	0	NR
435	288	NR	565	873	NR	695	152	NR	825	3	NR	955	0	NR
440	416	NR	570	907	NR	700	131	NR	830	3	NR	960	0	NR
445	566	NR	575	938	NR	705	112	NR	835	3	NR	965	0	NR
450	810	NR	580	965	NR	710	96	NR	840	2	NR	970	0	NR
455	669	NR	585	986	NR	715	81	NR	845	2	NR	975	0	NR
460	338	NR	590	997	NR	720	69	NR	850	2	NR	980	0	NR
465	246	NR	595	997	NR	725	58	NR	855	1	NR	985	0	NR
470	182	NR	600	991	NR	730	49	NR	860	1	NR	990	0	NR
475	115	NR	605	968	NR	735	42	NR	865	1	NR	995	0	NR
480	97	NR	610	939	NR	740	37	NR	870	1	NR	1000	0	NR
485	103	NR	615	896	NR	745	32	NR	875	1	NR			

REPORT NUMBER: SP1-2411-284-1

Melanopic Flux vs. Wavelength



Melanopic Lumens: NR

M/P: 2.47

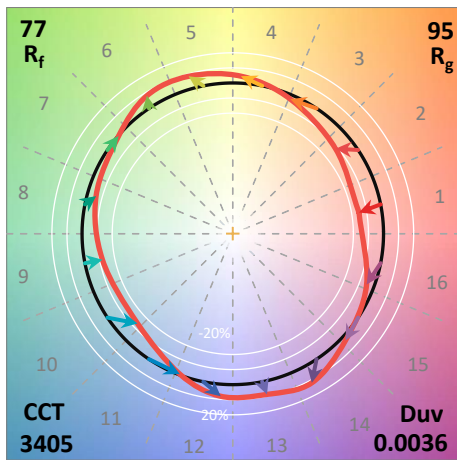
λ (nm)	Power W [^] /nm	Lumens (φ/nm)	λ (nm)	Power W [^] /nm	Lumens (φ/nm)	λ (nm)	Power W [^] /nm	Lumens (φ/nm)	λ (nm)	Power W [^] /nm	Lumens (φ/nm)	λ (nm)	Power W [^] /nm	Lumens (φ/nm)
360	0	NR	490	119	NR	620	846	NR	750	28	NR	880	1	NR
365	0	NR	495	160	NR	625	793	NR	755	25	NR	885	0	NR
370	0	NR	500	225	NR	630	739	NR	760	22	NR	890	0	NR
375	0	NR	505	308	NR	635	681	NR	765	19	NR	895	0	NR
380	0	NR	510	392	NR	640	623	NR	770	16	NR	900	0	NR
385	0	NR	515	474	NR	645	563	NR	775	14	NR	905	0	NR
390	0	NR	520	545	NR	650	506	NR	780	12	NR	910	0	NR
395	1	NR	525	603	NR	655	451	NR	785	10	NR	915	0	NR
400	3	NR	530	649	NR	660	399	NR	790	9	NR	920	0	NR
405	5	NR	535	687	NR	665	352	NR	795	8	NR	925	0	NR
410	11	NR	540	721	NR	670	307	NR	800	6	NR	930	0	NR
415	21	NR	545	751	NR	675	268	NR	805	6	NR	935	0	NR
420	43	NR	550	779	NR	680	234	NR	810	5	NR	940	0	NR
425	88	NR	555	811	NR	685	203	NR	815	4	NR	945	0	NR
430	163	NR	560	843	NR	690	176	NR	820	4	NR	950	0	NR
435	288	NR	565	873	NR	695	152	NR	825	3	NR	955	0	NR
440	416	NR	570	907	NR	700	131	NR	830	3	NR	960	0	NR
445	566	NR	575	938	NR	705	112	NR	835	3	NR	965	0	NR
450	810	NR	580	965	NR	710	96	NR	840	2	NR	970	0	NR
455	669	NR	585	986	NR	715	81	NR	845	2	NR	975	0	NR
460	338	NR	590	997	NR	720	69	NR	850	2	NR	980	0	NR
465	246	NR	595	997	NR	725	58	NR	855	1	NR	985	0	NR
470	182	NR	600	991	NR	730	49	NR	860	1	NR	990	0	NR
475	115	NR	605	968	NR	735	42	NR	865	1	NR	995	0	NR
480	97	NR	610	939	NR	740	37	NR	870	1	NR	1000	0	NR
485	103	NR	615	896	NR	745	32	NR	875	1	NR			

Summary

$R_f = 76.6$
 $R_g = 95.4$
 $CIE R_a = 73.9$
 $R_g = -18.0$

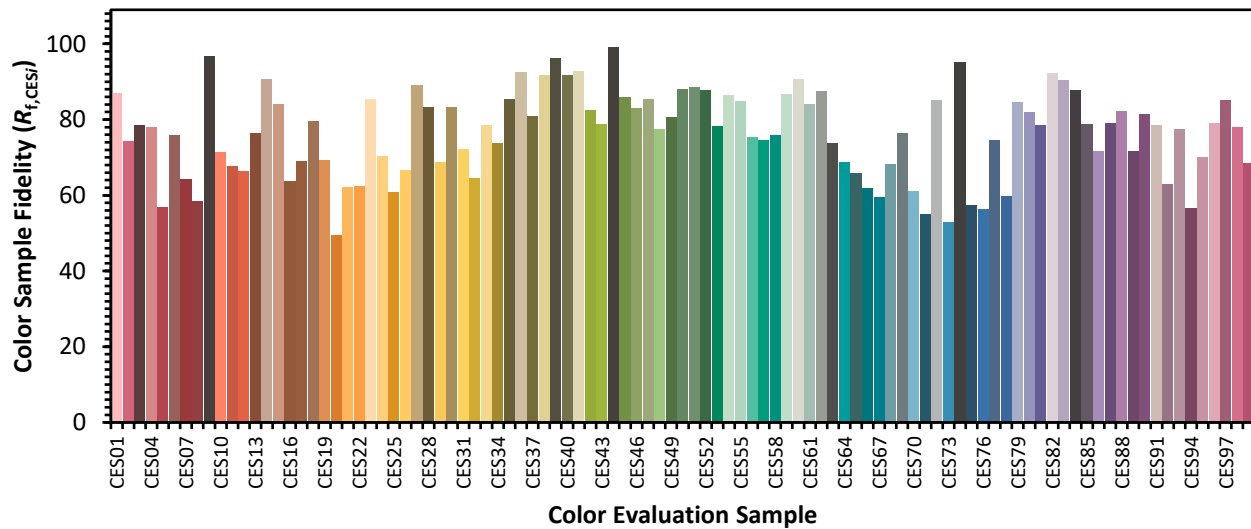


Color Vector Graphics

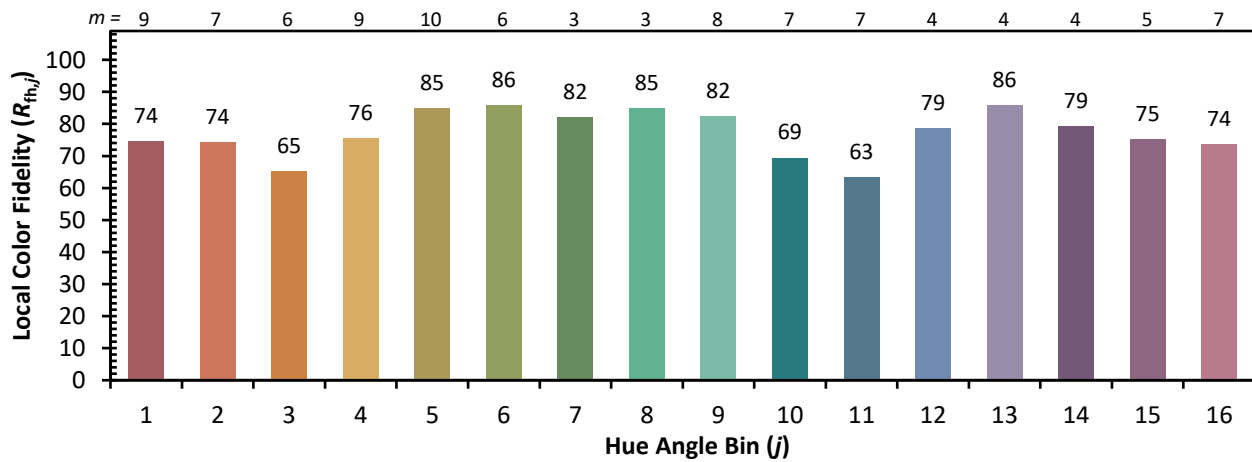
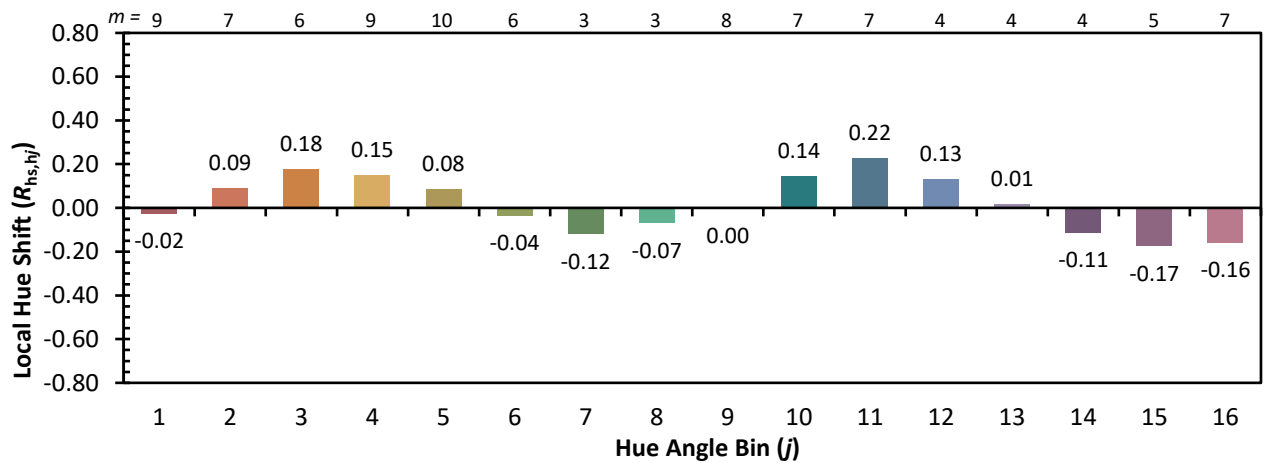
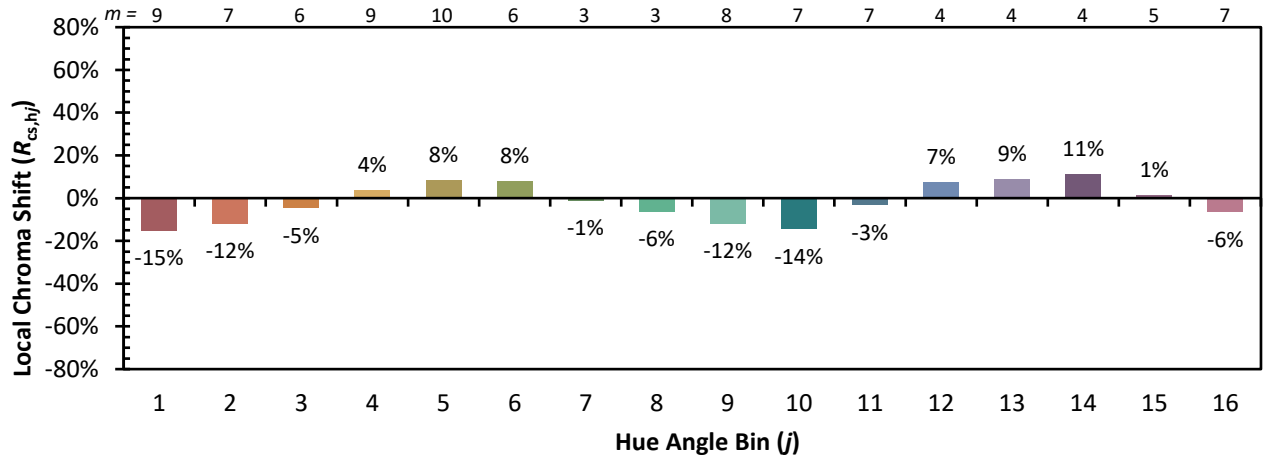


Individual Sample Fidelity Index ($R_{f,i}$)

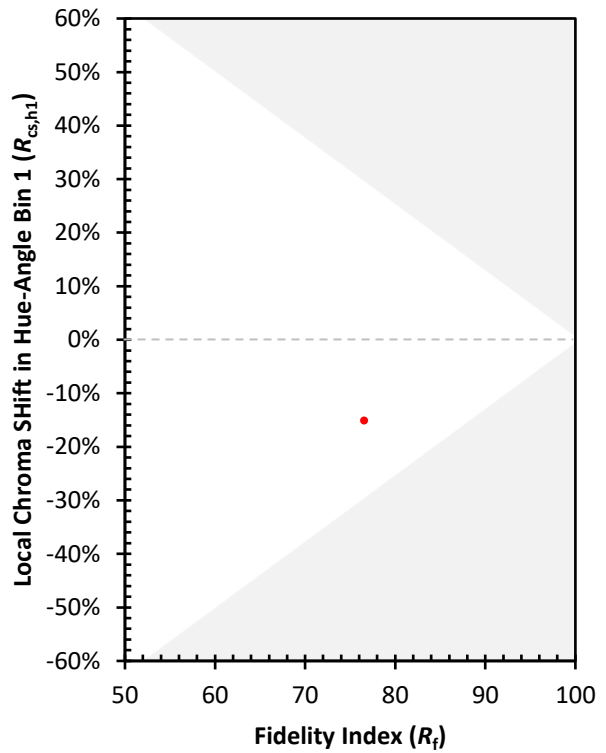
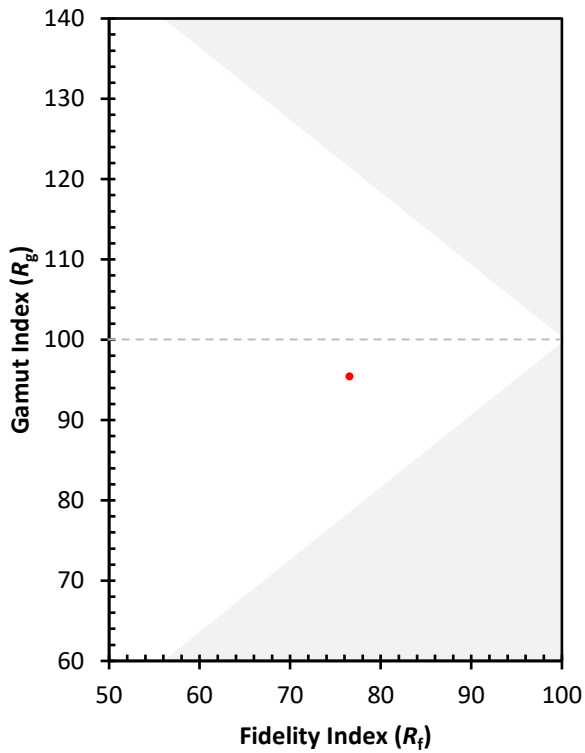
CES01 = 86	CES26 = 67	CES51 = 88	CES76 = 56
CES02 = 62	CES27 = 89	CES52 = 88	CES77 = 75
CES03 = 31	CES28 = 83	CES53 = 78	CES78 = 60
CES04 = 70	CES29 = 69	CES54 = 86	CES79 = 85
CES05 = 48	CES30 = 83	CES55 = 85	CES80 = 82
CES06 = 51	CES31 = 72	CES56 = 75	CES81 = 78
CES07 = 41	CES32 = 65	CES57 = 75	CES82 = 92
CES08 = 40	CES33 = 78	CES58 = 76	CES83 = 90
CES09 = 29	CES34 = 74	CES59 = 87	CES84 = 88
CES10 = 75	CES35 = 86	CES60 = 91	CES85 = 79
CES11 = 58	CES36 = 93	CES61 = 84	CES86 = 72
CES12 = 64	CES37 = 81	CES62 = 88	CES87 = 79
CES13 = 43	CES38 = 92	CES63 = 74	CES88 = 82
CES14 = 74	CES39 = 96	CES64 = 69	CES89 = 72
CES15 = 71	CES40 = 92	CES65 = 66	CES90 = 82
CES16 = 47	CES41 = 93	CES66 = 62	CES91 = 79
CES17 = 50	CES42 = 83	CES67 = 60	CES92 = 63
CES18 = 56	CES43 = 79	CES68 = 68	CES93 = 77
CES19 = 72	CES44 = 99	CES69 = 76	CES94 = 56
CES20 = 65	CES45 = 86	CES70 = 61	CES95 = 70
CES21 = 86	CES46 = 83	CES71 = 55	CES96 = 79
CES22 = 79	CES47 = 85	CES72 = 85	CES97 = 85
CES23 = 92	CES48 = 78	CES73 = 53	CES98 = 78
CES24 = 91	CES49 = 81	CES74 = 95	CES99 = 68
CES25 = 72	CES50 = 88	CES75 = 57	



Color Rendition by Hue-Angle Bin



Measure Comparisons



(END OF REPORT)